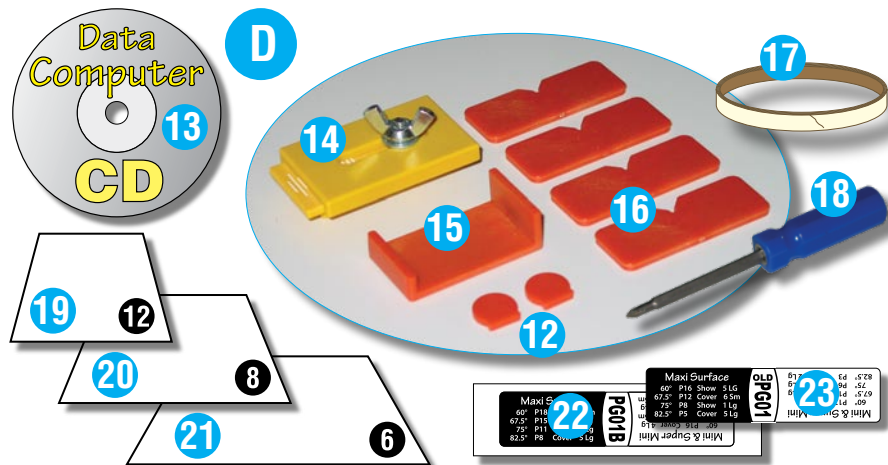
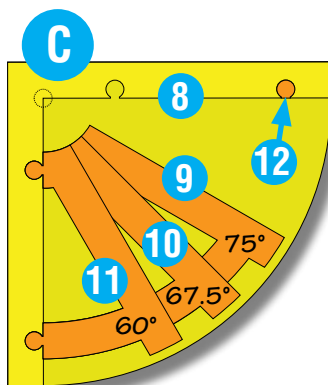




Circle & Border System Components

Right Handed

What's in the Box



A Measuring Bar Assembly

- 1 Aluminum bar with ruler
- 2 Inner cutter guide (orange)
- 3 Outer cutter guide (orange)
- 4 Two end block locks (orange)
- 5 Two end blocks (orange)

B Turn Table Assembly

- 6 Turn table with center pivot
 - 7 Glass holding pad
- Center hole cut by user.*

C Jig Board Assembly

- 8 Main board with pivot (yellow)
- 9 75° angle inserts (orange)
- 10 67° angle inserts (orange)
- 11 60° angle inserts (orange)
- 12 Two insert hole plugs (orange)

D Miscellaneous Items

- 13 CBS1 computer CD
- 14 Glass Stop (yellow)
- 15 Cutter Gauge (orange)
- 16 Four holding rectangles (orange)
- 17 Double stick tape
- 18 Screwdriver
- 19 75° trapezoid template (white)
- 20 67° trapezoid template (white)
- 21 60° trapezoid template (white)
- 22 PGO1B angle recipe card (white)
- 23 PGO1 angle recipes (label)
- 24 CBS1 metric/inch ruler (white)

Shopping List: Round up these items. You may already have some on hand. The items will help you "tweak" your CBS1 and Morton Surface into the best tool it can be.

- Scotch permanent double sided tape
- Sand Paper
- Utility knife
- Masking tape
- Emery boards
- Soft lead pencil
- Paraffin wax *
- Window glass

* Paraffin wax is sold in bar form at grocery stores. Use to lubricate fixtures, Turn Table, Jig Board and Surface. If a fixture is sticking, rub a little wax on it.