



# Pot Melt Mold Instruction Sheet

Create dramatic one-of-a-kind marbled glass using pot melt molds. Offered in 3 unique designs (Single Hole #24690, Rectangle Hole #24691 and Multi Hole #24692) allowing you to develop color blends with distinctive color flows for your next fused glass project. Unlike traditional slumping molds, Pot Melt molds should not be shelf-washed.




**Step 1:** Make sure that your kiln shelf is protected with kiln wash and level. Then, using a combination of kiln posts and Hot Damz, create a stand to elevate the Pot Melt mold off of the kiln floor. Make sure that the hole(s) in the mold are unobstructed and that the legs of the stand are far enough apart that the glass won't touch once it melts through.



**Step 2:** To create our project we cut glass strips, approximately 2-1/2" wide, and trimmed them to fit the width of the mold.

Note: You can also use scraps of glass. Just place a piece of clear glass over the hole(s) first before placing the scraps into the mold to prevent small pieces from falling through.



**Step 3:** Fill mold with glass.

Note: The amount of glass that you use will determine the size your pot melt will be. For our project we used 2.6 lbs of glass, resulting in a 9" diameter disk.

**Step 4:** Fuse using the schedule\* below. When the glass gets hot enough it will pour through the opening(s) of the mold creating a glass disk. There will be a thin layer of glass remaining in your mold after use.



## Fusing Schedule

300° F per hour to 1600° F. Hold for 45 minutes

400° F per hour to 960° F. Hold for 30 minutes

Allow kiln to cool to room temperature on its own.

*\*Firing times and temperatures may vary, each kiln is unique. For our project we used 90 COE glass.*

Your one-of-a-kind pot melt creation is now complete and ready for you to continue creating or put it on display!

Consider:

- Cutting into strips, squares or pieces to create jewelry or add a border or focal point to a fused design
- Slumping - your pot melt is an ideal candidate for custom bowls, plates or drop ring vases
- Displaying in a stand or wall mount bracket as a vibrant piece of handmade art, just the way it is

