

Stained Glass News

project pattern #11



Bevel Box

Materials:

Top: 2 2" x 2" square bevels

5 1" x 1" square bevels


1 1" x 3" rectangle bevels

4 1" x 2" rectangle bevels

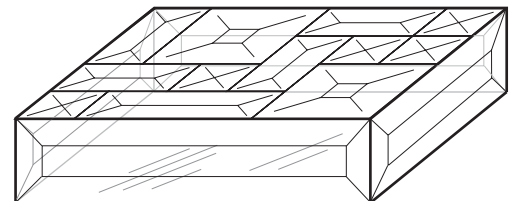
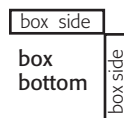
Sides: 2 1 1/2" x 6" rectangle bevels

2 1 1/2" x 4" rectangle bevels

Box hinge set



This pattern makes a lid for a rectangle box. The box sides are made with stock bevels. When cutting the box bottom (from glass or mirror), follow the outline of the box lid, but use the dotted line where shown (this allows for space for hinge).



If you need help assembling the box, ask your local supplier for assistance or look at a "how-to" book or video.

Want to see more from Stained Glass News?
Check out www.StainedGlassNews.com/Subscription