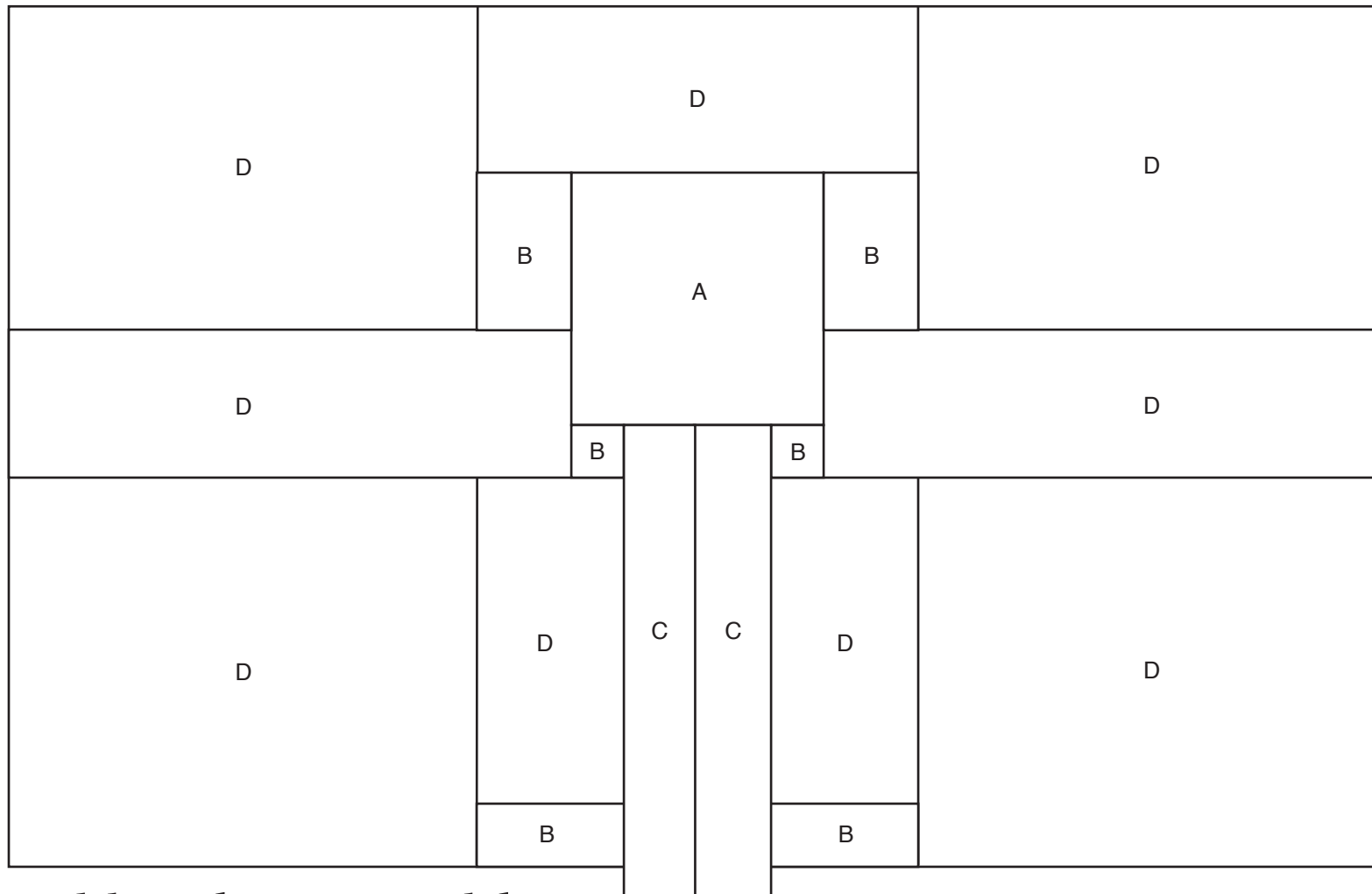
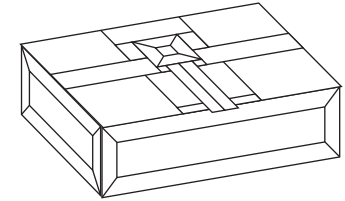


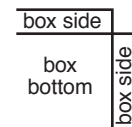
Stained Glass News

Project Patterns Issue #27

Prairie Style Box



This pattern makes a lid for a rectangle box. The box sides can be made with stock bevels or cut from glass. The box bottom can be cut from glass or mirror. This pattern is designed so that the sides only touch at the corners and fit around (as opposed to "on top of") the base.



top view of corner

The lid should be placed flush with the front edge of the box. Room has been left for a hinge assembly in the back.

If you need help assembling your box, ask your local supplier for assistance or look at a "how-to" book or video.

Prairie Style Box Materials:

- Glass for top:* A) 1 1/2" x 1 1/2" square bevel (or cut glass)
B) <1/2 square foot
C) <1/2 square foot
D) 1/2 square foot
- Glass for sides:* 2 2" x 5" rectangle bevels
2 2" x 8" rectangle bevels (or cut glass)
- Glass for bottom:* 5" x 8"

Want to see more from Stained Glass News?
Check out www.StainedGlassNews.com/Subscription